

C61

FINE PITCH SHROUDED HEADER RIGHT ANGLE (1.27mm * 2.54mm)

PITCH: 1.27mm

SPECIFICATIONS

Material

Insulator : PBT, glass reinforced, rated UL 94V-0

Contact : Phosphor Bronze

Electrical

Current Rating : 1 Amp

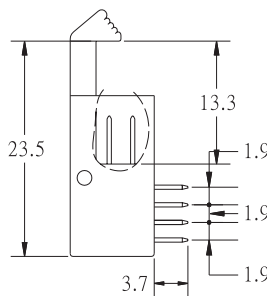
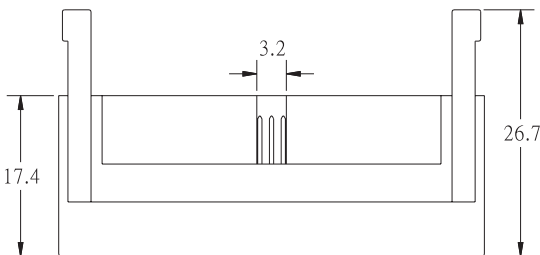
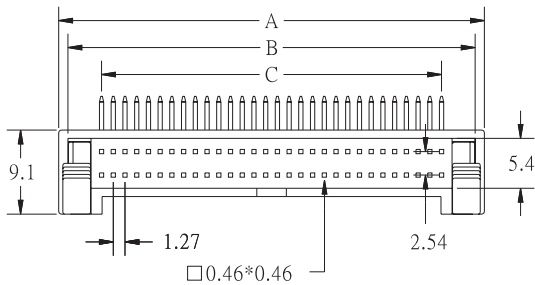
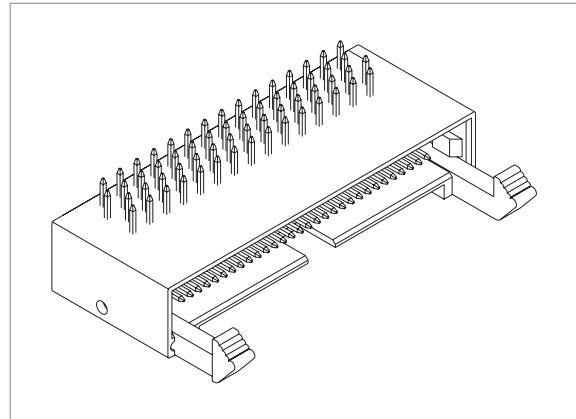
Contact Resistance : 30 mΩ max.

Insulation Resistance : 1000 MΩ min.

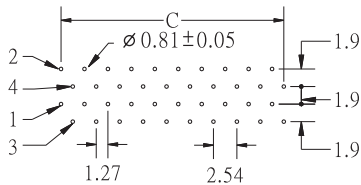
Dielectric Withstanding Voltage :250V AC for 1minute

Operating Temperature : -40°C to +105°C

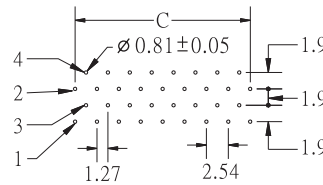
◆ Mating Suggestion : A06a series.



| POSITION | A | B | C |
|----------|-------|-------|-------|
| 10 | 14.36 | 12.36 | 5.08 |
| 20 | 20.71 | 18.71 | 11.43 |
| 26 | 24.52 | 22.52 | 15.24 |
| 30 | 27.06 | 25.06 | 17.78 |
| 34 | 29.60 | 27.60 | 20.32 |
| 40 | 33.41 | 31.41 | 24.13 |
| 50 | 39.76 | 37.76 | 30.48 |
| 60 | 46.11 | 44.11 | 36.83 |
| 68 | 51.19 | 49.19 | 41.91 |
| 80 | 58.81 | 56.81 | 49.53 |
| 100 | 71.51 | 69.51 | 62.23 |



P.C. BOARD LAYOUT FOR 20,40,60,68,80,100



P.C. BOARD LAYOUT FOR 10,26,30,34,50

HOW TO ORDER:

C61 - - - -

| 1.NO. OF CONTACT | 2.CONTACT MATERIAL | 3.CONTACT PLATING | 4.INSULATOR COLOR |
|---|--------------------|---|-------------------|
| 10 20 26 30 34 40 50 60 68 80 100 | B: PHOSPHOR BRONZE | T: TIN PLATED S: SELECTIVE G: GOLD FLASH A: 5u" INCH GOLD B: 10u" INCH GOLD C: 15u" INCH GOLD D: 30u" INCH GOLD | 1. BLACK |