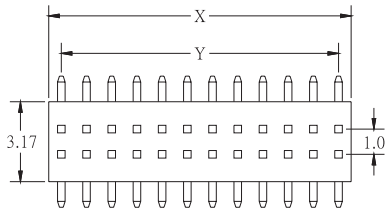


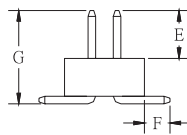
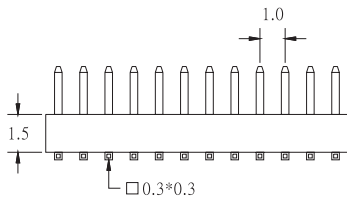
C51

PIN HEADER DUAL ROW STRAIGHT SMT TYPE 1.0mm * 1.0mm (H : 1.5mm)

PITCH: 1.0mm



X	1.0*POSITION NO.
Y	1.0*(POSITION. NO.-1)



1. NO. OF CONTACT	2. CONTACT MATERIAL
06 TO 100	B: PHOSPHOR BRONZE
3. CONTACT PLATING	4. INSULATOR COLOR
T: TIN PLATED S: SELECTIVE G: GOLD FLASH A: 5u" INCH GOLD B: 10u" INCH GOLD C: 15u" INCH GOLD D: 30u" INCH GOLD	1. BLACK
5. PIN LENGTH	
E / F / G	

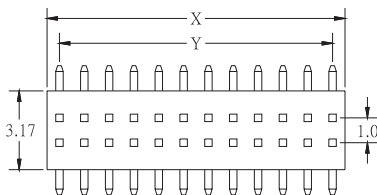
HOW TO ORDER:

C51 - 1 - 2 - 3 - 4 - 5 / E/F/G

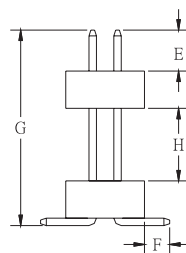
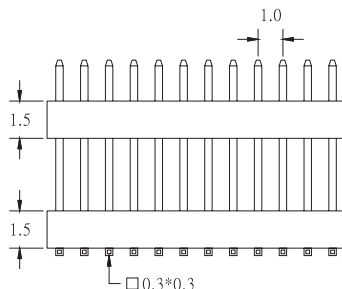
C52

PIN HEADER DUAL ROW DUAL BODY SMT TYPE 1.0mm * 1.0mm (H : 1.5mm)

PITCH: 1.0mm



X	1.0*POSITION NO.
Y	1.0*(POSITION. NO.-1)



1. NO. OF CONTACT	2. CONTACT MATERIAL
06 TO 100	B: PHOSPHOR BRONZE
3. CONTACT PLATING	4. INSULATOR COLOR
T: TIN PLATED S: SELECTIVE G: GOLD FLASH A: 5u" INCH GOLD B: 10u" INCH GOLD C: 15u" INCH GOLD D: 30u" INCH GOLD	1. BLACK
5. PIN LENGTH	
E / F / G / H	

HOW TO ORDER:

C52 - 1 - 2 - 3 - 4 - 5 / E/F/G/H