

B06a

ELEVATED FEMALE HEADER PROFILE : 8.4mm STRAIGHT

PITCH: 2.54mm

SPECIFICATIONS

Material

Insulator : PBT, glass reinforced, rated UL 94V-0

Contact : Phosphor Bronze or Brass

Electrical

Current Rating : 1 Amp


Contact Resistance : 30 mΩ max.

Insulation Resistance : 3000 MΩ min.

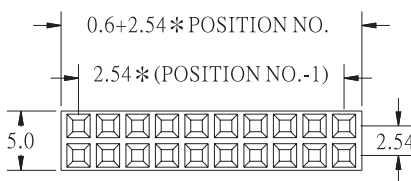
Dielectric Withstanding Voltage : 500V AC for 1minute

Operating Temperature : -40°C to +105°C

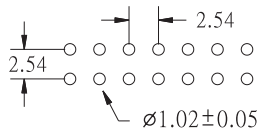
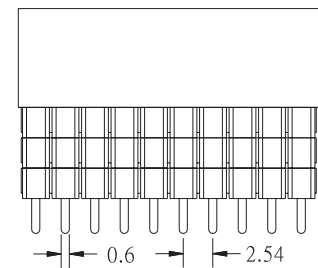
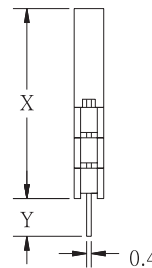
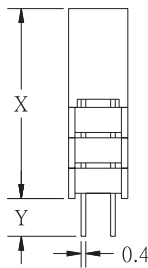
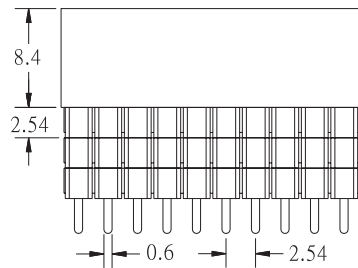
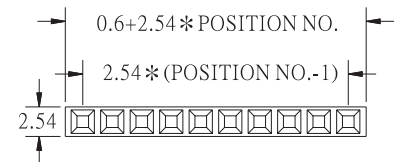
◆ Mating Suggestion : C15, C16, C17 & C18 series.



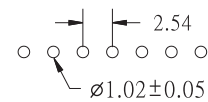
B



HEIGHT	X	Y
A	10.94	3.10
B	13.48	5.65
C	16.02	3.10



RECOMMENDED P.C.B. LAYOUT



RECOMMENDED P.C.B. LAYOUT

HOW TO ORDER:

B06a - - - - -

1.NO. OF CONTACT	2.CONTACT MATERIAL	3.CONTACT PLATING	4.LEAD STYLE	5.INSULATOR COLOR
SINGLE ROW 1*2 - 1*40 DUAL ROW 2*2 - 2*40	A: BRASS B: PHOSPHOR BRONZE	T: TIN PLATED S: SELECTIVE G: GOLD FLASH A: 5u" INCH GOLD B: 10u" INCH GOLD C: 15u" INCH GOLD D: 30u" INCH GOLD	A: TYPE A B: TYPE B C: TYPE C	1. BLACK